



Year 12

UCAS & Next Steps Event



Contents

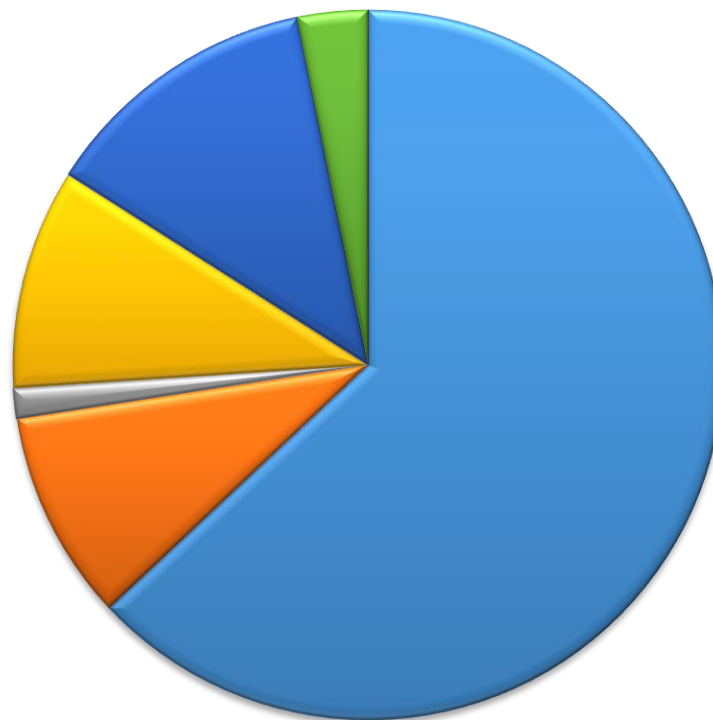
Presentation
Sixth Form Team Introduction
Choosing the Right Course
Writing an Effective Personal Statement
Student Finance
A Career in Teaching
Apprenticeships
RWS Careers
Post-18 Options

Programme of Speakers

Organisation	Topic	Room
University of Portsmouth	Changes to the personal statement	DR1
University of Kent	Student Finance	MA4
Apprenticeships	Overview of Apprenticeships	Main Hall
Brighton and Sussex Medical School	A career in Medicine	MA3
Oxbridge	Applying to Oxbridge	MA9
RWS Careers Department	Next Steps Provision	Library
Goldsmith's University	Choosing the right course	Learning Commons
BSC	A Career in Teaching	MA8

Year 13 Destinations 2023 (%)

RWS13 Destinations 2022-23



Higher Education (138 students, 63%)

Further Education (3 students, 1%)

Full Time Work (28 students, 13%)

HE(Gap Yr) (21 students, 10%)

Apprenticeship(Work & Training) (22 students, 10%)

Students being supported (7 students, 3%)



Every Year 12 student has a Unifrog account which is linked to their school email address.

This can be accessed via the school website.

Parents also have the opportunity to explore Unifrog and can set up an account with a one off code – **WOHParents**

Unifrog

ACCESS ALL THE TOOLS BELOW

Exploring pathways

Interests profile

✕ Quiz not taken

Start >

Personality profile

✕ Quiz not taken

Start >

Work environments profile

✕ Quiz not taken

Start >

Careers library

✕ Careers favoured

Go to tool >

Subjects library

✕ Subjects favoured

Go to tool >

Know-how library

✕ Guides favoured

Go to tool >

MOOC

Make your first shortlist

Start >

Webinars

Hear directly from the experts

Go to tool >

Read, Watch, Listen

✕ Profiles favoured

Start >

1 Start 2 Subjects 3 Longlist 4 Shortlist 5 Complete

Select courses below











Pick the best courses for you by ranking, filtering and searching. Click next when you're done.

Stuck on a strange term? Check out the [glossary](#) ✓

Rank ▼ Filter ▼ Keyword search









Aspirational (26)

Top of your range

 Combined Honours in Social Sciences - 3FT BA (Hons)  Durham University A Level: A*,A,A	!
 Geography - 3FT BA (Hons)  Durham University A Level: A*,A,A	!
 Geography - 3FT BA (Hons)  University of Cambridge A Level: A*,A,A	!
 Geography - 3FT BA (Hons)  University of Oxford A Level: A*,A,A	!
 Liberal Arts - 3FT BA (Hons)  Durham University	!









Solid (116)

In the middle

 Geography (Study Abroad) - 4FT + Abroad BA (Hons)  Lancaster University A Level: A,A,B
 Geography (Study Abroad) - 4FT + Abroad BSc (Hons)  Lancaster University A Level: A,A,B
 Geography with Professional Placement - 4FT SW BSc (Hons)  University of Manchester A Level: A,A,B
 Geography with Professional Placement - 4FT SW BA (Hons)  University of Manchester A Level: A,A,B

Safe (115)

At the bottom

 Liberal Arts with Foundation - 4FT BA (Hons)  Durham University Foundation year
 Geography with Foundation - 4FT BA (Hons)  Durham University Foundation year
 Geography with Foundation - 4FT BSc (Hons)  Durham University Foundation year
 Geography with Foundation Year - 4FT BA (Hons)  University of Sheffield Foundation year

next ▶

or go back

Select Vacancies below

Pick the best vacancies for you by ranking, filtering and searching. Click next when you're done.
Stuck on a strange term? Check out the [glossary](#) ✓

Rank ▼ Filter ▼ Keyword search

Intermediate (1)

Equivalent to GCSEs

Level 2 Accounts/Finance Assistant
Kaplan
Nationwide

Advanced (7)

Equivalent to A-levels

Level 3 Assistant Accountant
Kaplan
Nationwide

Level 3 Finance Data Technician
Kaplan
Nationwide

Audit and Accounts
MacIntyre Hudson
Nationwide

Tax
MacIntyre Hudson
Nationwide

Finance
John Lewis Partnerships
Nationwide

Level 3 - Finance
Nationwide
Nationwide

Level 3 Advanced Apprenticeship in
Accounts Assistance

Higher / Degree (45)

Equivalent to Foundation / Bachelor's

Tax Technology & Transformation
(London)
EY
Distance: 11 miles

Accountancy Flying Start Programme
PwC
Distance: 11 miles

AAT/ACA Audit Associate
Apprenticeship
Buzzacott
Distance: 12 miles

Finance (Level 4)
Transport for London
Distance: 12 miles

NAO School Leaver Scheme
(London)
National Audit Office
Distance: 12 miles

L4 Finance Apprenticeship (Gatwick)
Nestle
Distance: 18 miles

next ► or go back

University / Apprenticeship / Job Application Process

Now:	Using Unifrog to research courses and universities Book Open Days, lectures and other visits Book careers interview (if needed)
Futures Day	17 th July 2024 Off timetable all day Personal Statement writing (UCAS and Apprenticeship) CV Writing Unifrog Research
September	Completion of personal statement Approval by subject teacher, form tutor
October 2 nd	Completion of Conservatoire deadline for music applications
October 15 th	Completion of Oxbridge, Medicine, Veterinary Science and Dentistry applications
December 6 th	Completion of all other university applications





Careers office – Middle of the library
 Mrs Borley – Head of Careers
 Kirsty Taylor – External Careers Advisor



Year 12 Summer Exams

W/C 24th June 2024

- Entry to Year 13 is **not automatic**
- Enrolment into Year 13 - 12th July
- Minimum of 3 D grades required
- BTEC students must be on track to meet their Minimum Target Grades

EOY Exam Timetable

	Mon	Tues	Wed	Thurs	Fri
AM exams start at <u>9am</u>	Geography, History	PRE, Psychology, Computer Sci, Music	Economics, Film studies	Biology, Media studies	PD Day
PM Exams start at <u>1pm</u>	Business, Chemistry, F.Maths, English Lit	Sociology, Physics, French, German, PE	Maths, Theatre	Design Tech, English Comb, Gov & Politics	

FLAT Revision



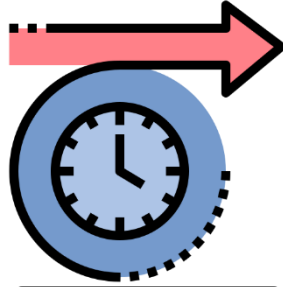
Focused

Phone away

Music off

Avoid
distractions

Be in the right
environment



Long-Term

Start earlier to
avoid cramming

Create a revision
timetable

Interleave
different topics



Active

Engage your brain
by actively
creating resources

Practise exam
technique

Revise areas you
struggle with



Transformed

Transform
content into a
different format:

- Flashcards
- Timeline
- Mnemonic
- Mindmap
- PowerPoint

The 4 pillars of Wellness



Physical Activity

Exercise produces feel good hormones

Physical health = mental health

Can be as easy as going for a walk



Diet & Nutrition

BALANCE is key

Limit caffeine intake (energy drinks)

Stay hydrated




Sleep & Recovery

People your age should be getting 8 -10 hours

Set a bedtime routine

Relax – preferably without a device



Growth Mindset

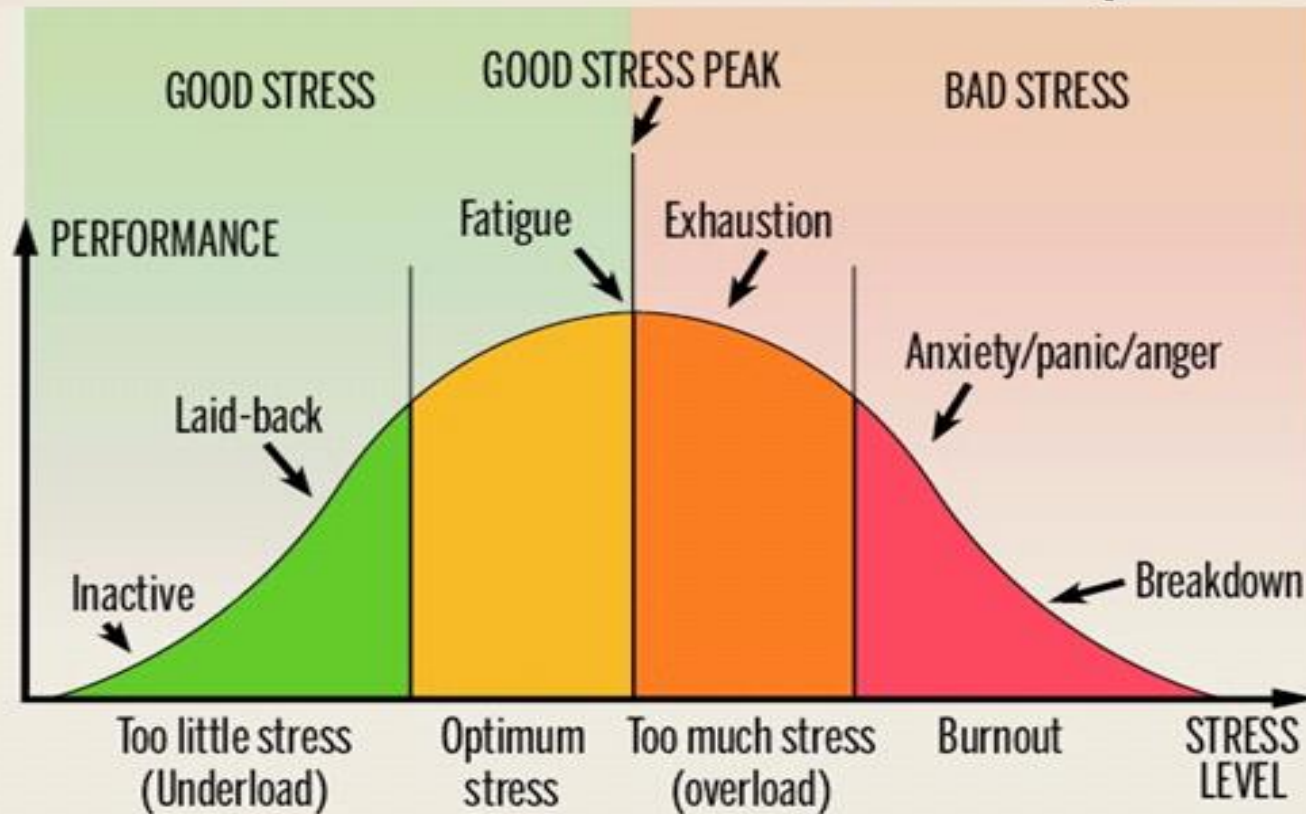
Learning how to manage stress (meditation etc)

Take regular exercise

Know when to ask for support

**Stress is a state of mental or emotional strain or tension, resulting from adverse or demanding situations/circumstances*

Is stress Harmful or Helpful?





If you are **worried about something or someone**, you can email us at talk@rws.uk.net or drop a note in the green post box.

The email account is checked daily, and the post boxes are checked weekly, so if you have an urgent concern speak to a member of staff or email talk@rws.uk.net

NSPCC 

HELPLINE

0808 800 5000

help@nspcc.org.uk



ChildLine

0800 1111 



SAFEGUARDING

Kooth is an online and confidential service giving help and advice about emotional health

kooth.com

kooth

When life is tough, we're here to listen

SAMARITANS

Call us free 24/7 on
116 123
samaritans.org

www.childline.org.uk



Call us on 0800 1111



Chat to us online



Email us

Text SHOUT to 85258

shout

for support in a crisis

A registered charity

Welcome

Ravenswood: Choosing the right course

Yerin Ahn, Student Ambassador

GOLDSMITHS

Different is what we do

Show of hands

Who knows which course
they would like to study at
university?

Show of hands

Who knows which career
they would like to go into?



Choosing a course

Start at the beginning

What do I
enjoy now
/ what am
I good at /
what skills
do I
have?

What
courses
or careers
would I
enjoy / be
good at /
suit my
skillset?

Start at the end

What job
do I want
to do in
the
future?

What
courses
can give
me the
skills and
knowledg
e to get
that job?

Different is what we do

Choosing a University

What may influence picking your course

Campus / City

Traditional / Modern

Facilities

Accommodation

Costs

“Feel”

Different is what we do



Choosing the right course

Steps in shaping your career

What can you do to help your research

Models and academics

Single or joint honors

Entry requirements

New or existing subject

Alumni

Postgrad options

Study abroad



Different is what we do

Choosing the right course

Choosing a university

Location

“I want to be near the seaside”

“I need to be in a major city”

“I want a Manchester United season ticket”

“I’ve never seen a cow”

Goldsmiths campus

Our student accommodation

A Loring Hall	On campus
B Ewen Henderson Court	5-min walk
C Chesterman House	2-min walk
D Surrey House	5-min walk
E Raymont Hall	20-min walk
F Town Hall Camberwell	15-min bus ride
G Quantum Court	20-min train ride



How to research

Steps towards choosing your course

UCAS / Careers Fairs

University prospectuses and websites

Talk to friends, family, teachers, careers advisors

League tables

Open Days

Applicant / Offer holder days



Choosing the right course... for you!

To recap

- **Start at the Beginning:** If you are unsure about your future career, start by exploring different fields and interests.
- **Start at the End:** If you have a clear career goal, identify courses that will help you achieve it.
- **Examine Course Modules:** Check if the modules align with your interests and goals. Can you see yourself engaging with the content?
- **Visualise Yourself as a Student:** Consider if you can picture yourself thriving at the university.
- **Consider the University:** Evaluate the overall environment and reputation of the university.
- **Think About the Location:** Reflect on the location and whether it suits your preferences and needs.
- **Do Your Research:** Thoroughly investigate all aspects of the course and the university to make an informed decision.

Thank you

outreach@gold.ac.uk

Fadime, BA Educational Studies
Student Ambassador

GOLDSMITHS

HOW TO WRITE AN EFFECTIVE

personal statement.



YOUR TIME.
YOUR PLACE.



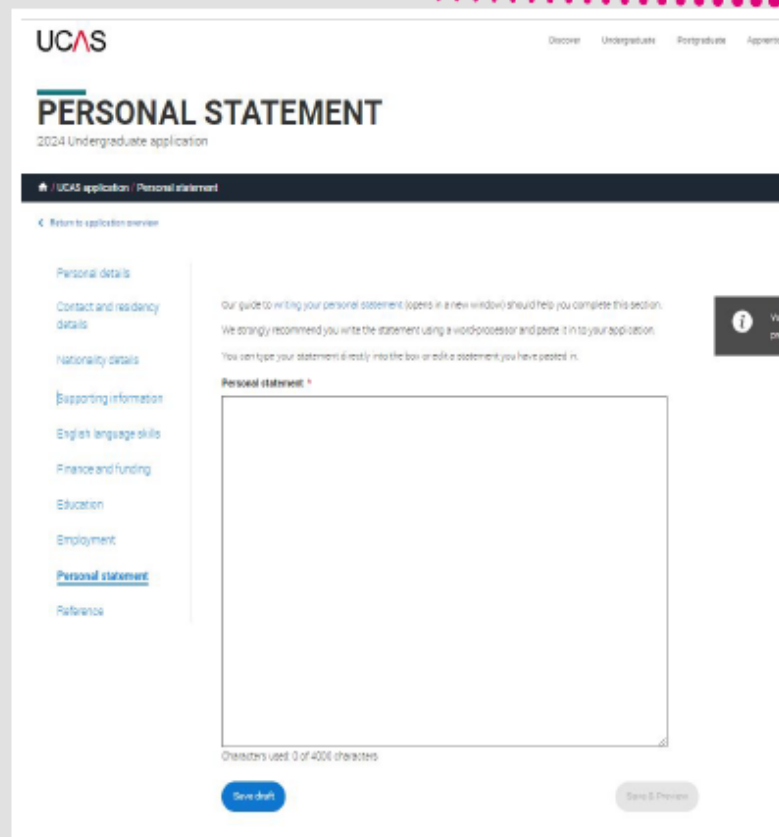
WHAT IS A

personal statement?

WHAT IS IT?

The personal statement is for you to tell universities, in your own words...

- ❑ WHY you want to study your chosen course
- ❑ WHY you would make a great addition to the course
- ❑ 4000 characters
- ❑ 47 lines
- ❑ School/college deadlines



The screenshot shows the UCAS Personal Statement page for the 2024 Undergraduate application. The page has a white background with a pink dotted pattern on the right side. The UCAS logo is in the top left corner. The main heading is "PERSONAL STATEMENT" in bold, with "2024 Undergraduate application" below it. A dark blue navigation bar contains the text "UCAS application / Personal statement". Below this, there is a "Return to application overview" link. A sidebar on the left lists various sections: Personal details, Contact and residency details, Nationality details, Supporting information, English language skills, Finance and funding, Education, Employment, **Personal statement** (highlighted), and Reference. The main content area contains instructions: "Our guide to writing your personal statement (opens in a new window) should help you complete this section. We strongly recommend you write the statement using a word processor and paste it in to your application. You can type your statement directly into the box or edit a statement you have pasted in." Below the instructions is a large text box for the personal statement. At the bottom of the text box, it says "Characters used: 0 of 4000 characters". There are two buttons at the bottom: "Save draft" and "Save & Preview".

WHY IT'S IMPORTANT

Universities want to see...

- ☐ Your enthusiasm, interests, your strengths
- ☐ A clear structure
- ☐ Examples backed up by evidence
- ☐ How studying this course will benefit you

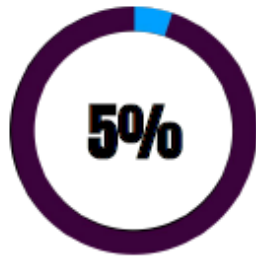
It may be required for...

- ☐ Degree Apprenticeship application
- ☐ Internship/Placement/Job application



*Writing a personal statement
is a necessary skill!*

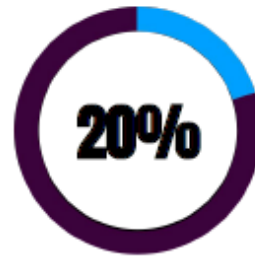
HOW TO STRUCTURE YOUR PERSONAL STATEMENT



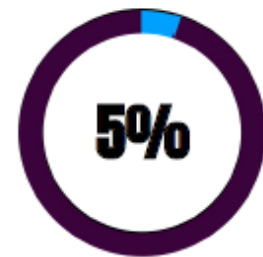
Introduction



Subject-specific



Extracurricular



Conclusion



A

Activity

What have you done?

B

Benefit

What skills/experience has this given you?

C

Course

How does this relate to your chosen course?

ABC - Example 1 - Law Applicant

A

Activity

I played an integral part in the school debating team for two years, debating in inter-school competitions.

B

Benefit

This has helped me to develop into a confident speaker.

C

Course

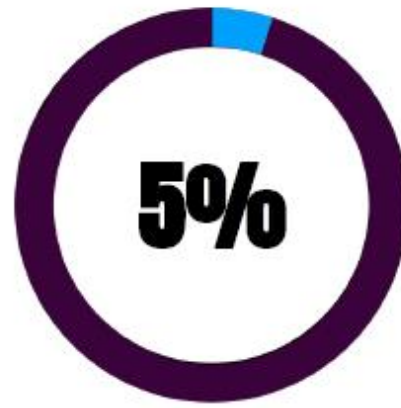
This will ensure that I positively contribute in mooting sessions.



LET'S START

writing.

WRITING YOUR INTRODUCTION




Introduction

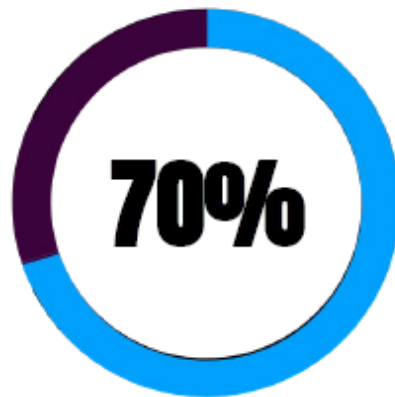
- ❏ One paragraph
- ❏ Around 200 characters (with spaces)
- ❏ Around 3-4 lines

MAKING A STRONG FIRST IMPRESSION

- ❑ Tell us what really interests you about the subject you are applying for
- ❑ How would studying this course at university benefit you?
- ❑ Show your enthusiasm and ambition
- ❑ Any career aspirations?



SUBJECT-SPECIFIC



Subject-specific

- ❑ Two to three paragraphs
- ❑ Around 2800 characters (with spaces)
- ❑ Demonstrate your engagement with the chosen subject
- ❑ Write about your curricular and super-curricular activities

SUBJECT-SPECIFIC

In this section you will write about your curricular and super-curricular activities, but what do these terms mean?

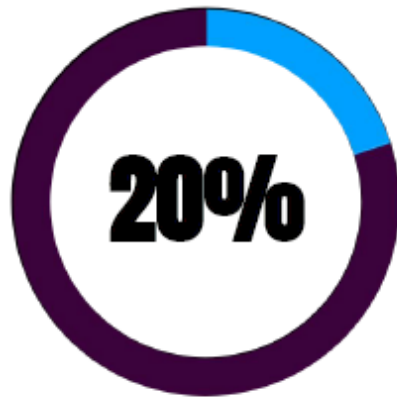
Curricular

What you do on your course(s)

Super-curricular

Taking your study of the subject further, beyond what you have learnt at school/college

EXTRACURRICULAR



Extracurricular

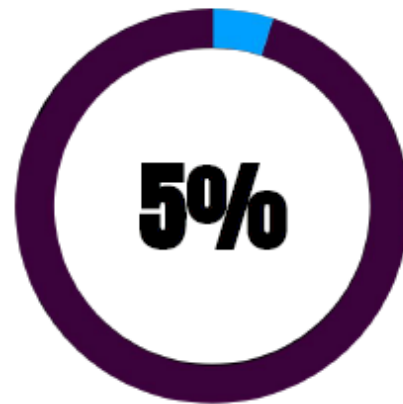
- ❑ One paragraph
- ❑ Around 800 characters (with spaces)

EXTRACURRICULAR

- ❑ Avoid lists
- ❑ Choose one or two good examples
- ❑ Draw attention to transferable skills and personal qualities



WRITING YOUR CONCLUSION



Conclusion

- ❏ One paragraph
- ❏ Around 200 characters (with spaces)
- ❏ Around 3-4 lines

MAKING A STRONG LAST IMPRESSION

- ❑ Keep it short and focused
- ❑ Reiterate your long-term goals and how university will help you achieve them
- ❑ Highlight one or two personal qualities - show that you know your value!
- ❑ DO NOT introduce new ideas/points here!



POTENTIAL CHANGES

from 2026 intake

The personal statement will be broken down into a number of smaller questions

Confirmed themes:

- **Motivation for course:** Why do you want to study this course?
- **Preparedness for course:** How has your learning so far helped you to be ready to succeed on these courses?
- **Preparation through other experiences:** What else have you done to help you prepare, and why are these experiences useful?

KEY TAKEAWAYS



**YOUR
STATEMENT!**



**MIND THE
STRUCTURE!**



BE SPECIFIC!



PROOFREAD!



UNIVERSITY OF
PORTSMOUTH

The background of the slide is a photograph of Portsmouth Harbour at sunset. The water is calm, reflecting the orange and yellow light of the setting sun. In the distance, the Spinnaker Tower stands tall on the right side of the frame. Several boats are visible in the harbor, and the city skyline is faintly visible on the left. The sky is a mix of blue and orange hues.

THANK YOU

for listening.

Guide to Student Finance



Contents



Tuition Fee Loan



Living Cost Loan



Other support

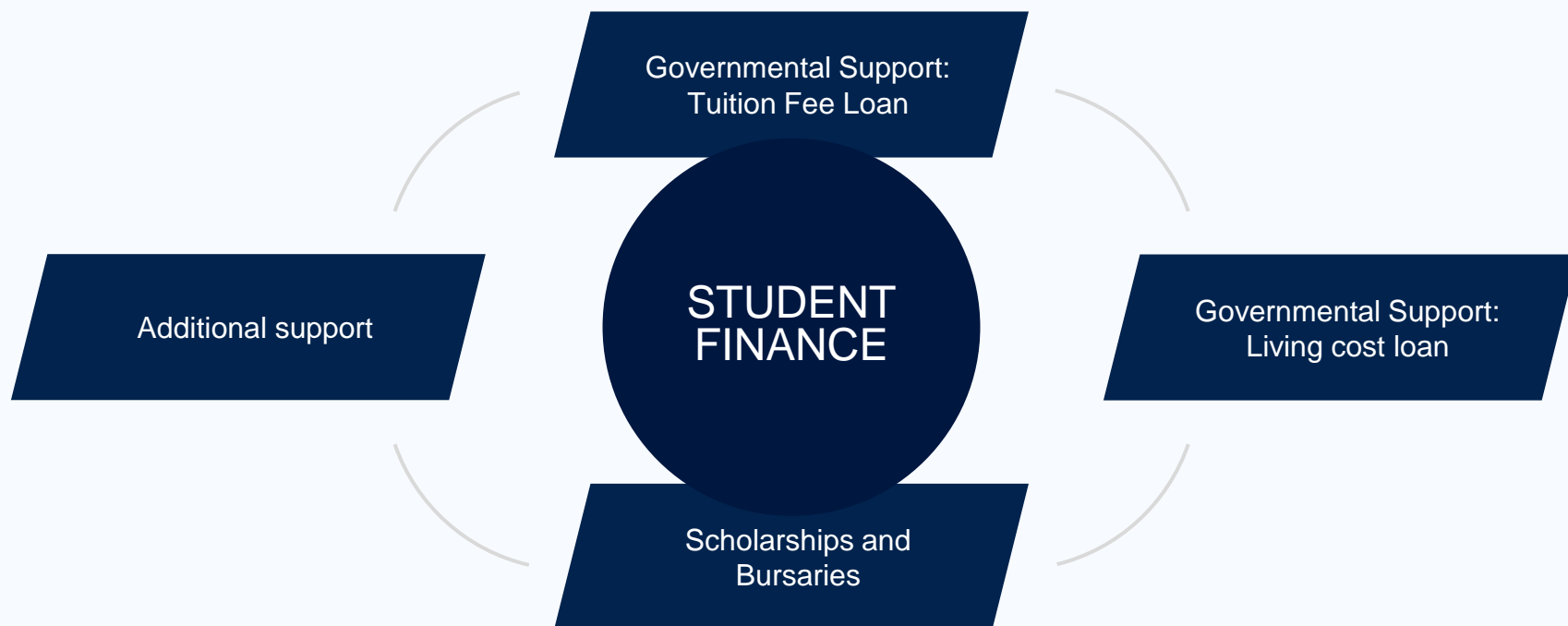


Applications



Repayments

What makes up your student finance?



Tuition Fee loan

Available from the UK government to cover the cost of fees

Not means tested- maximum amount is always available

The loan is paid directly to the university, not to you (Student)

Maximum UK Tuition Fee

£9,250

For full-time UK undergraduate students

Living cost loan

Available from the UK government to cover cost of living

Means tested based on 2 criteria:

- Household income
- Residence while studying

Paid directly to the student in termly instalments

What counts as household income?

Your household income includes any of the following that apply:

- Your parents'/guardians' income, if you're under 25 and live with them or depend on them financially.
- The combined income of one of your parents/guardians and their partner, if you're under 25 and live with them or depend on them financially.
- Your partner's income, if you're over 25 and live with them (even if they spend most of their time abroad).
- Income you get from your own savings, investments or property, for example dividends on rent.

Income assessment is based on the previous full tax year- i.e. 2022/23 if applying for the 2024/25 academic year

Living cost loan

Household income for 2024-25

HOUSEHOLD INCOME	LIVING AWAY FROM HOME	LIVING AT HOME	STUDYING IN LONDON AND LIVING AWAY FROM HOME
£0 - £25,000	£10,227	£8,610	£13,348
£30,000	£9,496	£7,886	£12,583
£35,000	£8,765	£7,162	£11,839
£40,000	£8,034	£6,439	£11,095
£42,875	£7,614	£6,022	£10,668
£45,000	£7,303	£5,715	£10,352
£50,000	£6,572	£4,990	£9,608
£55,000	£5,841	£4,267	£8,864
£58,200	£5,373	£3,803	£8,388
£60,000	£5,110	£4,067	£8,121
£62,286	£4,776	£4,067	£7,780
£65,000	£4,767	£4,067	£7,376
£70,000	£4,767	£4,067	£6,647

Please note: students who qualify for benefits, or who are aged 60 or over on the first day of the first academic year of their programme, may qualify for different amounts

Living cost loan

Parent/guardian contribution

- The amount you receive for your Living Cost Loan is directly connected to your **household income** unless you hold Independent Student Status.
- **Student Loan Contribution Tool:**
www.moneysavingexpert.com/students/student-loan-parental-contribution-tool



“Depending on their income, parents may have to contribute towards your living costs while you’re studying.”

From ‘Student finance: how you’re assessed and paid 2023 to 2024’
www.gov.uk/studentfinance

How to apply for student loans

- Apply online at Student Finance England
- You will need your passport, National Insurance (NI) number and bank details
- You DO NOT need a confirmed place at university to apply
- It can take up to six weeks to process so apply as early as you can
- Parents / Supporters only need to provide their National Insurance number.

Students must re-apply for each successive year of student finance around the same time each year.



*deadline to receive payments at the start of term is 17th May 2024

Other Governmental Support

Disabled Students' Allowance

Childcare Grant

Parents' Learning Allowance

Adult Dependents' Grant



Other financial support



Scholarships
Rewards outstanding
academic/sporting/musical achievement



Bursary
Awards are dependent on your personal
circumstances



Repaying loans

Tuition fee loan + Living cost loan = Student loan

9% of earnings after £25,000

No payments until the April
after you graduate

Scholarships and bursaries do
not need to be repaid

Written off after 40 years

Monthly repayments

$$\begin{aligned} \text{£}30,000 - \text{£}25,000 &= \\ \text{£}5,000 \end{aligned}$$

$$\begin{aligned} 9\% \text{ of } \text{£}5,000 &= \text{£}450.00 \\ &\text{per year} \\ \text{£}37.50 &\text{ per month} \end{aligned}$$

Monthly repayments:

Monthly Repayments Based on Salary



Conclusion

- Submit your application in good time to avoid any delays
- Remember to look into additional forms of support such as Disabled Students Allowance
- The financial costs look imposing, but the true cost depends on your earnings and is spread over a long time
- Don't focus on the 'debt' but rather consider the cost of living while at university
- University is an investment in your future- it costs time, effort and money, but it has considerable long-term benefits



Visit Our Campus



CAMPUS TOURS

Medway
Alternate Tuesdays
Canterbury
Thursdays

OPEN DAYS

Canterbury

Saturday 6 July 2024

Medway

Saturday 22nd June 2024



FIND OUT MORE:
www.kent.ac.uk



**Thank
You.**



This presentation was updated in February 2024. The University of Kent makes every effort to ensure that the information contained in its publicity materials is fair and accurate and provide educational services as described. However, the courses, services and other matters may be subject to change. For the most up-to-date information see www.kent.ac.uk/ug Full details of our terms and conditions can be found at www.kent.ac.uk/termsandconditions

Next steps Initial Teacher Training

Derek Boyle
Bromley Schools' Collegiate

How do I become a qualified teacher?



- To be fully qualified and to be paid on the qualified teacher pay scale you will need to have Qualified Teacher Status (QTS).
- This follows a period of training and/or study where you demonstrate competence against the part 1 and part 2 standards.
- You are recommended for QTS by your training provider, and this is conferred by the Secretary of State for Education.
- A PGCE (Post-Graduate Certificate in Education) is an academic qualification that sits alongside some programmes of teacher training/teacher education. A PGCE in itself does not make you a qualified teacher.

Pathways into teaching as a career

- Undergraduate
- Post-graduate
- Graduate career changer



Undergraduate



- Undergraduate degree that includes QTS
- Generally Primary age programmes (4 to 11 or 5-11 years old)
- Generally, a BA (Hons) type programme
- 3 years full-time

Postgraduate



- University-based (Initial Teacher Education) (QTS + PGCE)
- School-based (Initial Teacher Training) (QTS with option of PGCE)
- Employment rates by routes into teaching vary:
 - University-based route 69%
 - School-led route 81%
- *Our rate is consistently 95% plus (most years 100%)*

Graduate career changer




- You can train to teach after starting a career in a different field
- You can undertake your degree later in life and train to be a teacher once it is completed.
- For us we have roughly 1/3 each of the following groups:
 - Straight from University at 21/22
 - Early career changer (under 30)
 - Later career changer (30-58)


What are we looking for in potential teachers?

- A passion for helping children and young people to grow, learn and thrive
- To be the teacher that you needed at the lowest point in school

Application process



- Find teacher training website (DfE)

 **GOV.UK** Find postgraduate teacher training

Beta Give feedback or report a problem: becomingateacher@digital.education.gov.uk

Find courses by location or by training provider

☐ By city, town or postcode


☐ Across England

or

☐ By University or other training provider

Continue

Current starting salary



- Depends on location (Inner London/ Outer London/Fringe/Rest of England)
- Bromley £34,514

Financial support while training



- Depends on subject
- Varies each year currently
- Tax-free bursary

Subject	Scholarship	Bursary
Chemistry	£30,000	£28,000
Computing	£30,000	£28,000
Mathematics	£30,000	£28,000
Physics	£30,000	£28,000
Languages (French, German and Spanish only)	£27,000	£25,000
Languages (all other languages, including ancient languages)	-	£25,000
Biology	-	£25,000
Design and technology (including engineering and food technology)	-	£25,000
Geography	-	£25,000
Art and Design	-	£10,000
English	-	£10,000
Music	-	£10,000
Religious Education	-	£10,000

Any questions?

- Derek Boyle
- SCITT Director, Bromley Schools' Collegiate
 - Tel: 0208 300 6566
 - Email: administrator@gradteach.uk
 - X/Twitter: @Bromley_SC
 - LinkedIn: Bromley Schools Collegiate



Finding your apprenticeship

HINTS AND TIPS

Intermediate

**Level
2**

Equivalent to 5
GCSE's Grade
9-4 / A*-C

Advanced

**Level
3**

Equivalent to 2
A-Levels

Higher

**Levels
4 & 5**

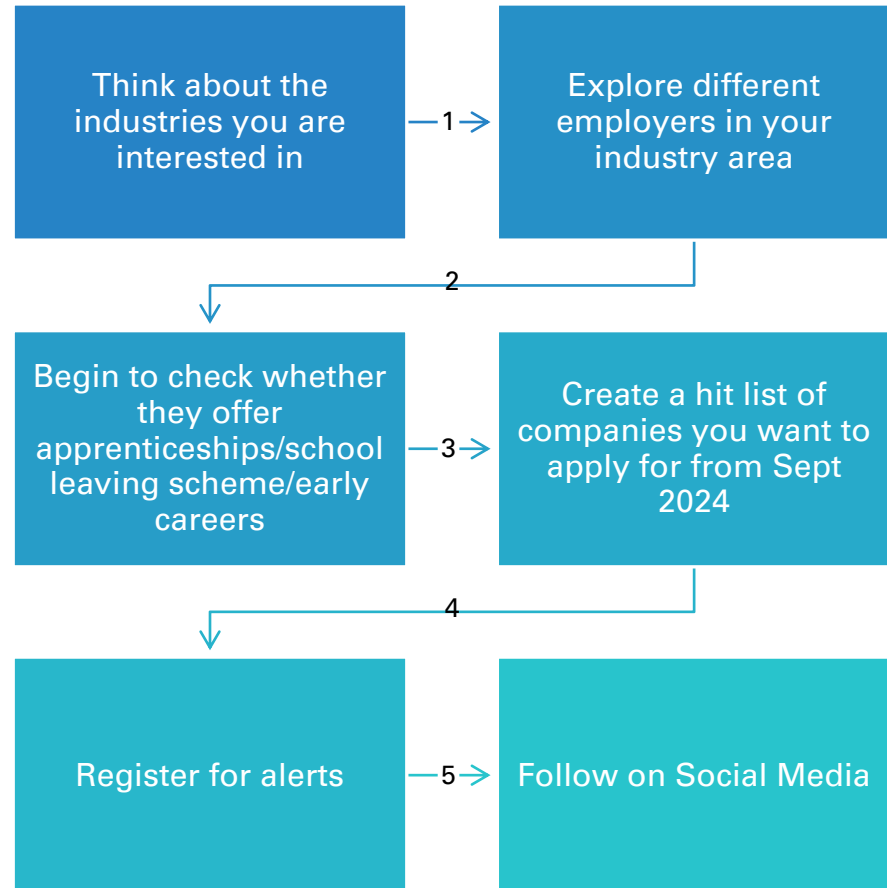
Equivalent to a
Foundation
Degree

Degree

**Levels
6 & 7**

Equivalent to a
Bachelor's or
Masters Degree

Plan your strategy





Know when to apply

- Some companies can start recruitment a whole year ahead – be prepared to start as early as September, but they can also be advertised right up to and beyond end of Yr 13
- Keep checking regularly – be ready to apply as soon as you see a vacancies, they can close them early!
- Dedicate time per week to look and apply for vacancies – it can be time consuming to find and apply for roles

Know where to look

Directly on company
websites

On dedicated
apprenticeship websites

On Social Media
platforms

Use networks –
friends/family



Use universities and colleges

Universities will advertise the apprenticeship training they offer and the employers they work with

University open days often have sessions on apprenticeships

Local colleges advertise local vacancies

Skills London November 2024 – able to network with employers, universities and colleges:

[Skills London | The UK's largest jobs and careers event \(skillsevents.com\)](https://skillsevents.com)

Good places to start.....


Let's check out some websites!

<https://www.ratemyapprenticeship.co.uk/>


<https://www.findapprenticeship.service.gov.uk>

<https://www.ucas.com/explore/search/apprenticeships?query=>

<https://www.bpp.com/apprenticeships>



Research industry areas



Some industries have more vacancies than others



Keep options open – widen your search – not all finance roles are with finance companies!



Not all job areas are covered – you may have to start at a lower level to get into the industry



Consider using training providers to help you link with employers



How to get shortlisted

- Make sure your application/CV marries up with the skills they are looking for, with specific examples
- Prepare for AI interviews by filming responses to questions
- Research company values and beliefs
- Find out what is happening in the industry you are applying for
- Read the job spec!



Further Support

In School – Come speak to us in the careers room in the school library – Mrs Borley is in school Mon-Fri and Mrs Hayden & Mrs Taylor on selected days

Online – www.myfirstgreatjob.com

[Apprenticeship training courses \(education.gov.uk\)](https://education.gov.uk) - whole list of apprenticeships that are available

Social Media – lots of guides on TikTok and Instagram

RWS CAREERS

YEAR 12



The year ahead

You will be studying your A-Levels and Vocational qualifications (BTEC/CTEC)

It is also really important that you really start thinking about what happens next...



What might you want to do in the future?

Do you already know what career you want to pursue?

What is the best pathway to get you there? University? Apprenticeship?

Do you need help exploring careers options as you don't have a clue yet?

We can offer 1:1 Career guidance interviews, Unifrog, Quizzes, Guest Speakers, WEX (try different jobs if you are undecided) and much more.

Come and see us to book an appointment!



This year we can help you with...

University



What might you like to study and where?

Apprenticeships



There are so many available and so much choice. We can help you research what is available..

Work applications



It is a competitive world...

- Be the best!

- As a recruiter, if I saw RWS on a CV, it was a plus – use that.

- Teaching and learning here is phenomenal and the results speak for themselves.

- As a Careers Advisers, we are here to give you more strings to your bow than great grades...





Networking and gaining information

**Building your
network**



**Finding the best
Apprenticeships**



**Sourcing careers and
education mentors**



Work Experience

It is part of the Year 12 programme. WEX after exams in July. Start thinking about this now.

This should not be your only work experience – start now. The more you do, the better for so many reasons:..

**Making sure
it's what
you are
truly
interested
in**

**Trying different
options if you
have more than
one idea**

**Gaining
valuable
experience**

**Gaining
valuable
contacts (Law
post room**

Work Experience



Interview 'chat'
material (e.g.
Vet)

Could lead to paid
work

Networking –
do a good job –
who else do
they know for
more WEX
opportunities?

Unifrog

What you can do

All Year 12s to have an account set up ASAP:

- 1) Check your spam/junk inbox for the link (just in case!)
- 2) Start playing with it, we will be doing sessions on this with you
- 3) Unifrog can help you with:

Writing a CV

Writing your personal statement

Explore every University course in the UK

Explore Apprenticeships

Explore thousands of Career options

Explore pathways to your chosen Career



NEED HELP?

Come and see us!
We are always happy to help!



Visit our LinkedIn

[Linkedin.com/school/Ravens Wood School](https://www.linkedin.com/school/Ravens-Wood-School)



Contact us on our email

careers@rws.uk.net



Come to the Careers office

Located in the School Library





Post-18 Options

University



Use UCAS to explore different degree options – consider the course content, grade requirements and where the course could lead you. Where would you like to study, what type of university appeals to you?



Informed Choices is good to explore where your qualifications could take you (matches degrees to subjects)



This is a good guide to university choices and what universities are looking for.



Apprenticeships



GOV.UK

Find an apprenticeship

Register for alerts from the following. Higher and Degree apprenticeships will advertise all year round, but key times for adverts is October to March



★ RATEMY
APPRENTICESHIP



GetMyFirstJob

Training Providers



Gap Year

